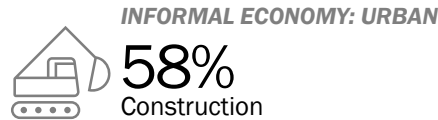
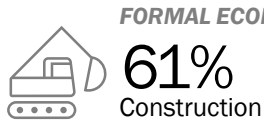


EL SALVADOR

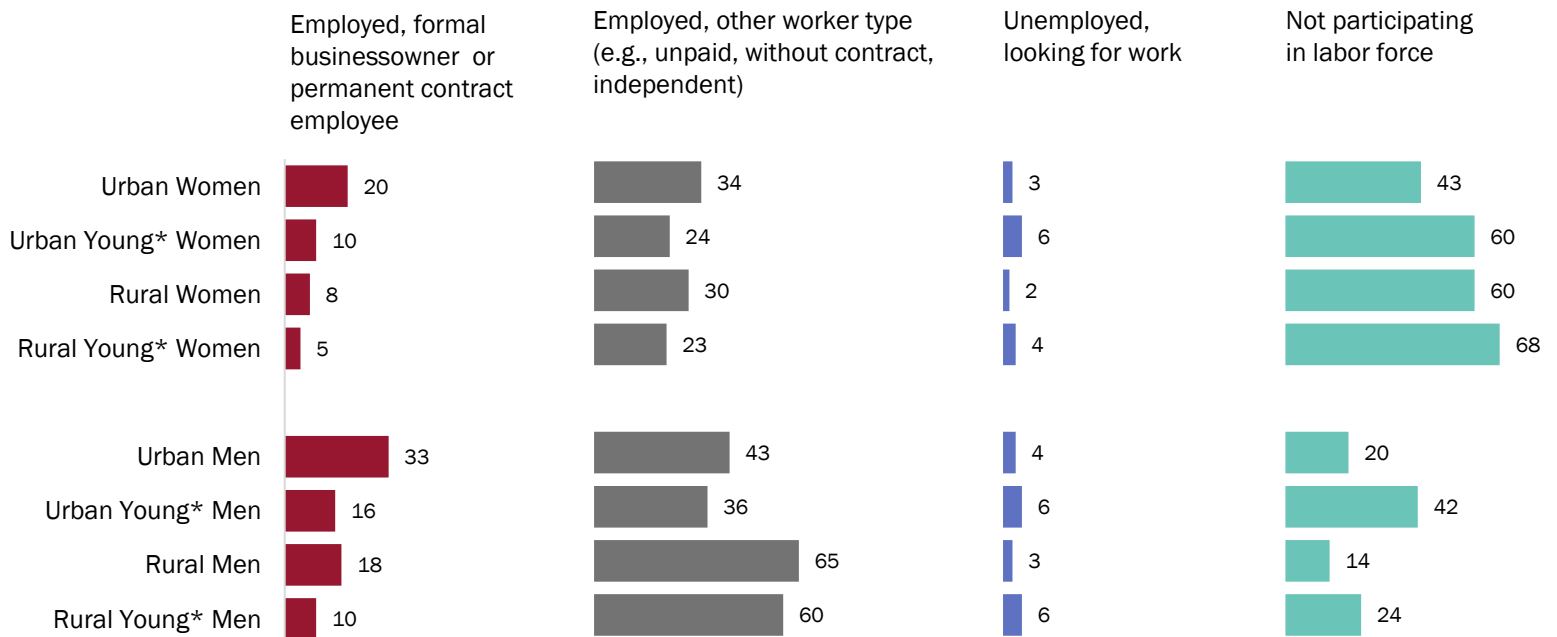
ECONOMIC SECTORS WITH HIGHEST WAGE GROWTH BETWEEN 2015 AND 2020 (PERCENTAGE)




ECONOMIC SECTORS WITH HIGHEST JOB GROWTH BETWEEN 2015 AND 2020 (PERCENTAGE)



LABOR FORCE PARTICIPATION RATE, 2020 (PERCENTAGE)



MAIN REASON FOR NOT PARTICIPATING IN LABOR FORCE, 2020 (PERCENTAGE)

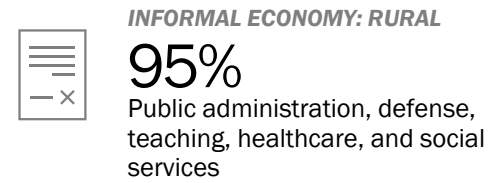
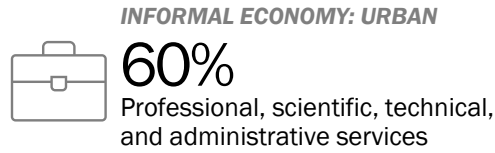
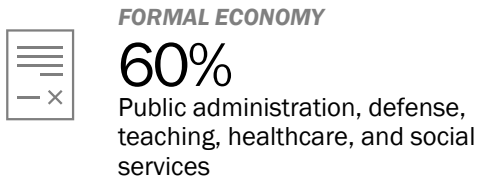


This material was prepared for the U.S. Department of Labor (DOL) by NORC at the University of Chicago under Contract Number 47QRAA20D0045. The views expressed are those of the authors and should not be attributed to DOL, nor does mention of trade names, commercial products, or organizations imply endorsement of same by the U.S. Government. Source: 2015 and 2020 Multi-Purpose Household Survey (EHPM).

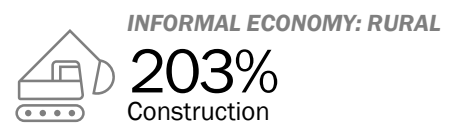
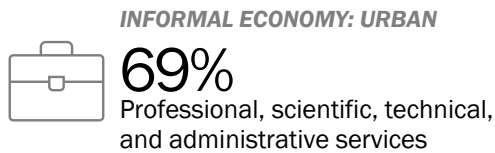
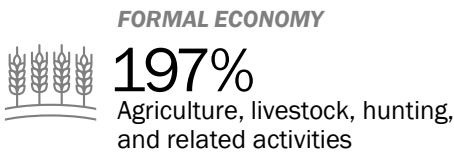
*Ages 16 to 25. More details: <https://www.dol.gov/agencies/ilab/leveraging-data-build-efficient-labor-market-central-america>

GUATEMALA

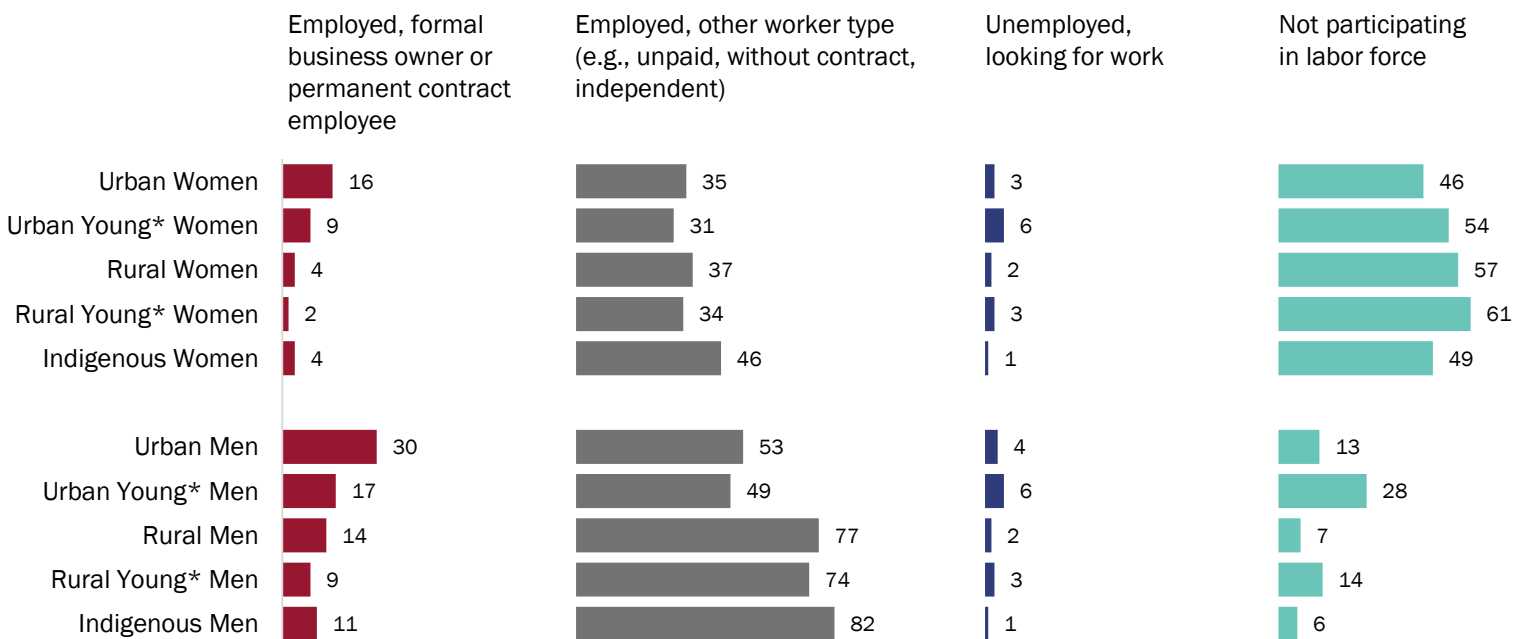
ECONOMIC SECTORS WITH HIGHEST WAGE GROWTH BETWEEN 2010 AND 2021 (PERCENTAGE)



ECONOMIC SECTORS WITH HIGHEST JOB GROWTH BETWEEN 2010 AND 2021 (PERCENTAGE)



LABOR FORCE PARTICIPATION RATE, 2020 (PERCENTAGE)



MAIN REASON FOR NOT PARTICIPATING IN LABOR FORCE, 2020 (PERCENTAGE)

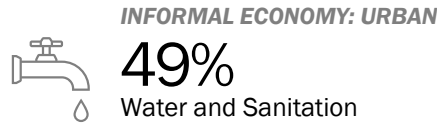


This material was prepared for the U.S. Department of Labor (DOL) by NORC at the University of Chicago under Contract Number 47QRAA20D0045. The views expressed are those of the authors and should not be attributed to DOL, nor does mention of trade names, commercial products, or organizations imply endorsement of same by the U.S. Government. Source: 2015 and 2020 National Employment & Income Survey (ENEI).

*Ages 16 to 25. More details: <https://www.dol.gov/agencies/ilab/leveraging-data-build-efficient-labor-market-central-america>

HONDURAS

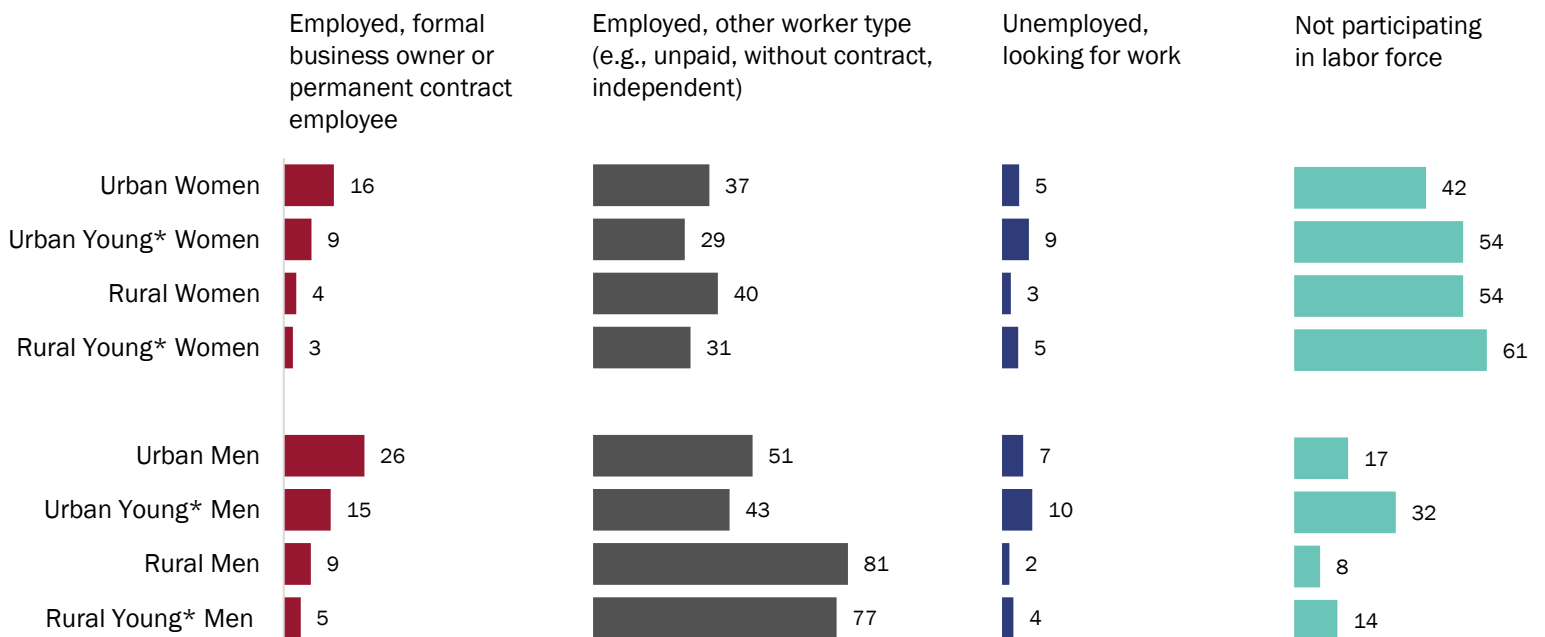
ECONOMIC SECTORS WITH HIGHEST WAGE GROWTH BETWEEN 2018 AND 2019 (PERCENTAGE)



ECONOMIC SECTORS WITH HIGHEST JOB GROWTH BETWEEN 2018 AND 2019 (PERCENTAGE)



LABOR FORCE PARTICIPATION RATE, 2020 (PERCENTAGE)



MAIN REASON FOR NOT PARTICIPATING IN LABOR FORCE, 2020 (PERCENTAGE)

